

# C2-A2x

2 pole | changeover contact | plug-in

<b>Maximum contact load</b>	<b>10 A/250 V AC-1</b>	<b>0.5 A/110 V DC-1</b>
	<b>10 A/30 V DC-1</b>	<b>0.2 A/220 V DC-1</b>
<b>Recommended minimum contact load</b>	<b>10 mA/10 V Code 0</b>	
	<b>5 mA/5 V Code 8</b>	

<b>Contacts</b>		
Material	Standard	Code 0
	Optional	Code 8
		AgNi
		AgNi + 5 μ Au
Max. switching current	10 A	
Max. peak inrush current (20 ms.)	30 A	
Max. switching voltage	250 V	
Max. AC load (Fig 1 1)	2.5 kVA	
Max. DC load	See Fig 2	

<b>Coils</b>	
Coil resistance	see table; tolerance ± 10 %
Pick up voltage	≤ 0.8 × U <sub>N</sub>
Pick up voltage	≥ 0.1 × U <sub>N</sub>
Nominal power	2.2 VA (AC)/1.3 W (DC)

<b>Table</b>	V AC	Ω	mA	VDC	Ω	mA
	24	67	92	24	443	54
	48	296	46	48	1K8	27
	115	1K7	19	110	9K	12
	230	7K1	9.5	220	36K1	6

<b>Insulation</b>	
Open contact	Volt rms / 1 min
Between adjacent poles	1000 V
Between contacts and coil	2.5 kV
Insulation resistance at 500 V	2.5 kV
Insulation, IEC 61810-1	≥ 1 GΩ
	2.5 kV

<b>Specifications</b>	
Ambient temperature operation/storage	-40...60 °C / -40 ... 80 °C (no ice)
Pick-up time + bounce time	16 ms/≤ 3 ms
Release time + bounce time	8 ms/≤ 1 ms
Mechanical life ops	AC: 10 Mill./DC: 20 Mill.
DC voltage endurance at rated load	≥ 100 000 ops. switching cycles
Operating frequency at nominal load	≤ 1200/ops/h
Weight	79 g

**Product References**  
**V AC 50 Hz/60 Hz: 24, 48, 115 (120), 230 (240)**

**LED**  
**RC Suppressor**


**VDC 24, 48, 110, 220**  
**LED**  
**Free wheeling diode**  
**Polarity and free wheeling diode**

**AC/DC bridge rectifier 24 V, 48 V, 60 V**  
 Other voltages on request

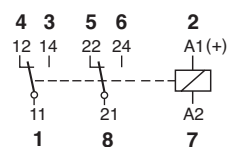
<b>C2-A20/AC ... V</b>	<b>C2-A28/AC ... V</b>
<b>C2-A20X/AC ... V</b>	<b>C2-A28X/AC ... V</b>
<b>C2-A20R/AC ... V</b>	<b>C2-A28R/AC ... V</b>
<b>C2-A20/DC ... V</b>	<b>C2-A28/DC ... V</b>
<b>C2-A20X/DC ... V</b>	<b>C2-A28X/DC ... V</b>
<b>C2-A20DX/DC ... V</b>	<b>C2-A28DX/DC ... V</b>
<b>C2-A20FX/DC ... V</b>	<b>C2-A28FX/DC ... V</b>
<b>C2-A20BX/UC ... V</b>	<b>C2-A28BX/UC ... V</b>

"..." List Coil Voltage to complete Product References

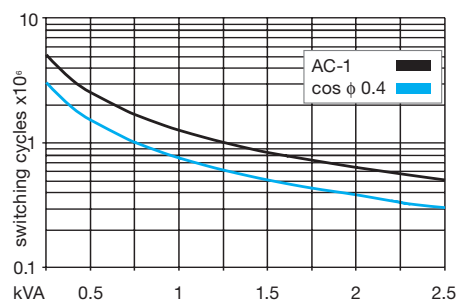
<b>Accessories</b> (See also Section Sockets)	
Socket:	<b>S2-B, S2-PO</b>
Blanking Plug:	<b>SO-NP (BAG 10 PCS)</b>



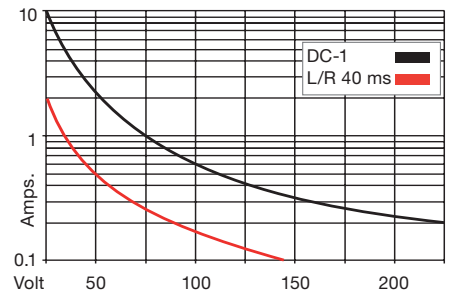
**Connection diagram**



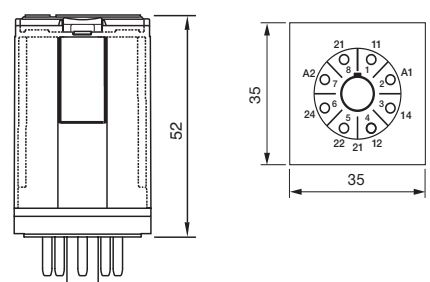
**Fig.1 AC voltage endurance**



**Fig. 2 DC load limit curve**



**Dimensions**



**Technical approvals, conformities**

